


## Lesson 24: Percent and Rates per 100

### Classwork

#### Exercise 1

Robb’s Fruit Farm consists of 100 acres, on which three different types of apples grow. On 25 acres, the farm grows Empire apples. McIntosh apples grow on 30% of the farm. The remainder of the farm grows Fuji apples. Shade in the grid below to represent the portion of the farm each type of apple occupies. Use a different color for each type of apple. Create a key to identify which color represents each type of apple.



#### Color Key

Empire \_\_\_\_\_

McIntosh \_\_\_\_\_

Fuji \_\_\_\_\_

#### Part-to-Whole Ratio

\_\_\_\_\_

\_\_\_\_\_

\_\_\_\_\_

#### Exercise 2

The shaded portion of the grid below represents the portion of a granola bar remaining.

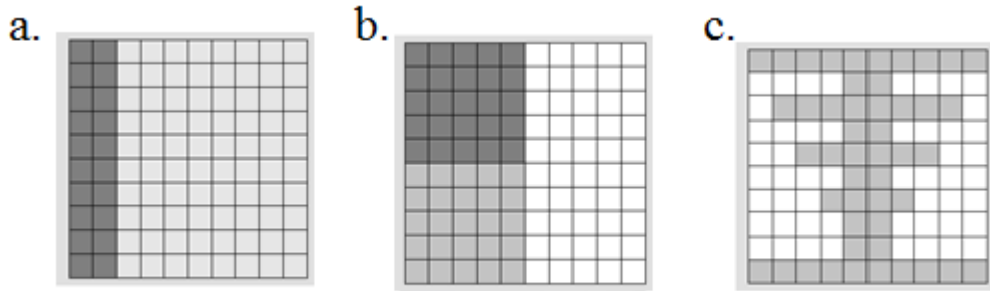
What percent does each block of granola bar represent?

What percent of the granola bar remains?

What other ways can we represent this percent?

0.01	0.01	0.01	0.01	0.01	0.01	0.01	0.01	0.01	0.01
0.01	0.01	0.01	0.01	0.01	0.01	0.01	0.01	0.01	0.01
0.01	0.01	0.01	0.01	0.01	0.01	0.01	0.01	0.01	0.01
0.01	0.01	0.01	0.01	0.01	0.01	0.01	0.01	0.01	0.01
0.01	0.01	0.01	0.01	0.01	0.01	0.01	0.01	0.01	0.01
0.01	0.01	0.01	0.01	0.01	0.01	0.01	0.01	0.01	0.01
0.01	0.01	0.01	0.01	0.01	0.01	0.01	0.01	0.01	0.01
0.01	0.01	0.01	0.01	0.01	0.01	0.01	0.01	0.01	0.01
0.01	0.01	0.01	0.01	0.01	0.01	0.01	0.01	0.01	0.01
0.01	0.01	0.01	0.01	0.01	0.01	0.01	0.01	0.01	0.01

Exercise 3



- a. For each figure shown, represent the gray shaded region as a percent of the whole figure. Write your answer as a decimal, fraction, and percent.

Picture (a)	Picture (b)	Picture (c)


- b. What ratio is being modeled in each picture?

- c. How are the ratios and percentages related?

**Exercise 4**

Each relationship below compares the shaded portion (the part) to the entire figure (the whole). Complete the table.

Percentage	Decimal	Fraction	Ratio	Model
6%			6:100	
60%				
600%				
32%				

	0.55			
		$\frac{9}{10}$		
				

**Exercise 5**

Mr. Brown shares with the class that 70% of the students got an A on the English vocabulary quiz. If Mr. Brown has 100 students, create a model to show how many of the students received an A on the quiz.


What fraction of the students received an A on the quiz?

How could we represent this amount using a decimal?

How are the decimal, the fraction, and the percent all related?

**Exercise 6**

Marty owns a lawn mowing service. His company, which consists of three employees, has 100 lawns to mow this week. Use the  $10 \times 10$  grid to model how the work could have been distributed between the three employees.



Worker	Percentage	Fraction	Decimal
Employee 1			
Employee 2			
Employee 3			

Color over the name with the same color you used in the diagram.


**Lesson Summary**

Percent means out of 100. Therefore, percents are fractions with a denominator of 100.

We can create models of percents. One example would be to shade a  $10 \times 10$  grid. Each square in a  $10 \times 10$  grid represents 1% or 0.01.

**Problem Set**

- Marissa just bought 100 acres of land. She wants to grow apple, peach, and cherry trees on her land. Color the model to show how the acres could be distributed for each type of tree. Using your model, complete the table.



Tree	Percentage	Fraction	Decimal
Apple			
Peach			
Cherry			

- After renovations on Kim’s bedroom, only 30 percent of one wall is left without any décor. Shade the grid to represent the space that is left to decorate.

- What does each block represent?
- What percent of this wall has been decorated?

0.01	0.01	0.01	0.01	0.01	0.01	0.01	0.01	0.01	0.01
0.01	0.01	0.01	0.01	0.01	0.01	0.01	0.01	0.01	0.01
0.01	0.01	0.01	0.01	0.01	0.01	0.01	0.01	0.01	0.01
0.01	0.01	0.01	0.01	0.01	0.01	0.01	0.01	0.01	0.01
0.01	0.01	0.01	0.01	0.01	0.01	0.01	0.01	0.01	0.01
0.01	0.01	0.01	0.01	0.01	0.01	0.01	0.01	0.01	0.01
0.01	0.01	0.01	0.01	0.01	0.01	0.01	0.01	0.01	0.01
0.01	0.01	0.01	0.01	0.01	0.01	0.01	0.01	0.01	0.01
0.01	0.01	0.01	0.01	0.01	0.01	0.01	0.01	0.01	0.01
0.01	0.01	0.01	0.01	0.01	0.01	0.01	0.01	0.01	0.01
0.01	0.01	0.01	0.01	0.01	0.01	0.01	0.01	0.01	0.01